


Users **without** ActiveSG Account



Go to
www.sportsync.sg

If you do not have an
existing ActiveSG
account, click on

**“Create ActiveSG
Account”**



CREATE ACCOUNT

Profile Photo (Optional)

(Max file size: 1MB, File types: jpg, png)

Choose File No file chosen

Full Name *

Select an ID Type *

ID Number

Gender *

Birth Date *

dd MM YYYY

Citizenship Status *

Race *

Employment Status *

Mobile No. (A one-time password will be sent via SMS to you.) *

Email *

Password (Min. 8 alphanumeric characters) *

Password

Confirm Password

DECLARATION

☐ I have read and agree to Sport Singapore's (Singapore Sports Council)

[Terms & Conditions](#)

Optional

I wish to receive updates on the latest news, promotions and events from ActiveSG via (you may select more than one):


☐ SMS

☐ Phone Call

You can withdraw your consent any time by editing your Profile settings.

Key in all your
relevant particulars
for account
creation

← → ↻ 🏠 https://members.myactivesg.com/partner/auth/validate ☆ 🔒 📱



VALIDATE YOUR ACCOUNT

* A one time password (OTP) has been sent to mobile number 96219337. The OTP will expire in 5 minutes.

OTP Code

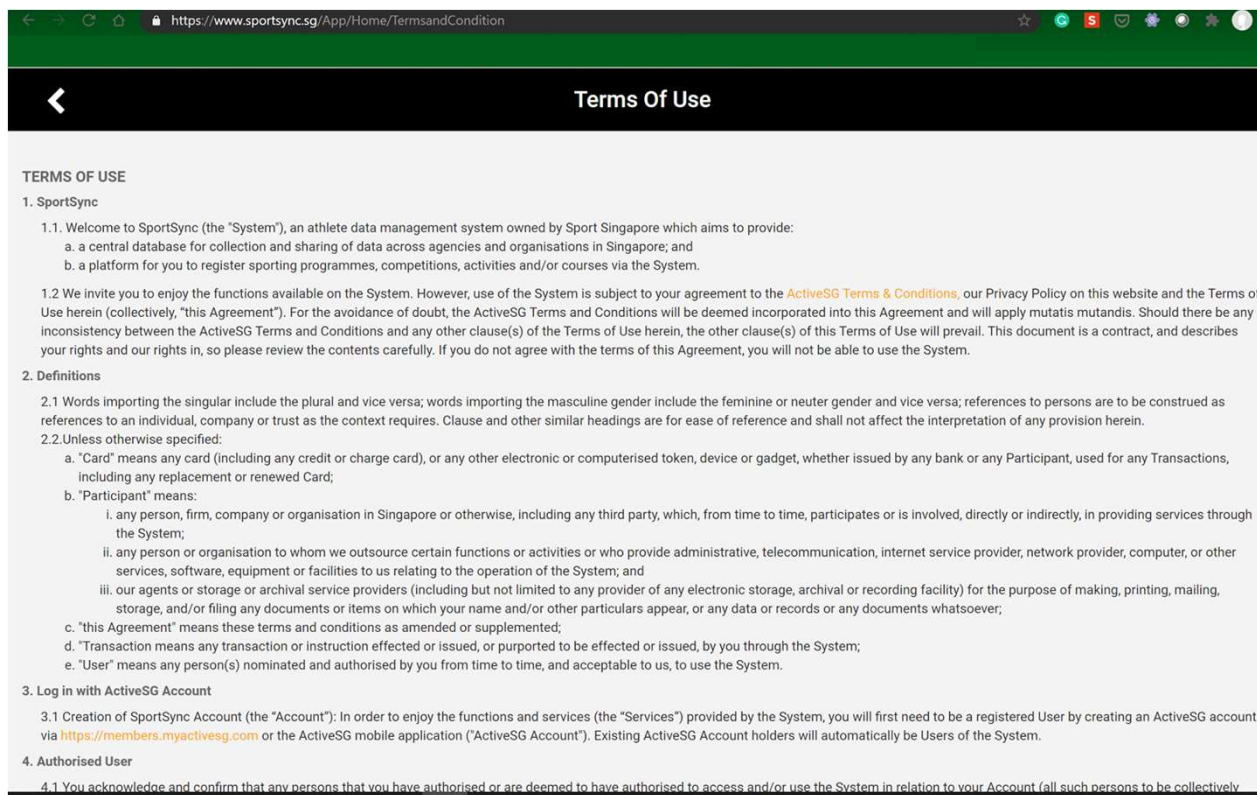
SUBMIT

RESEND OTP

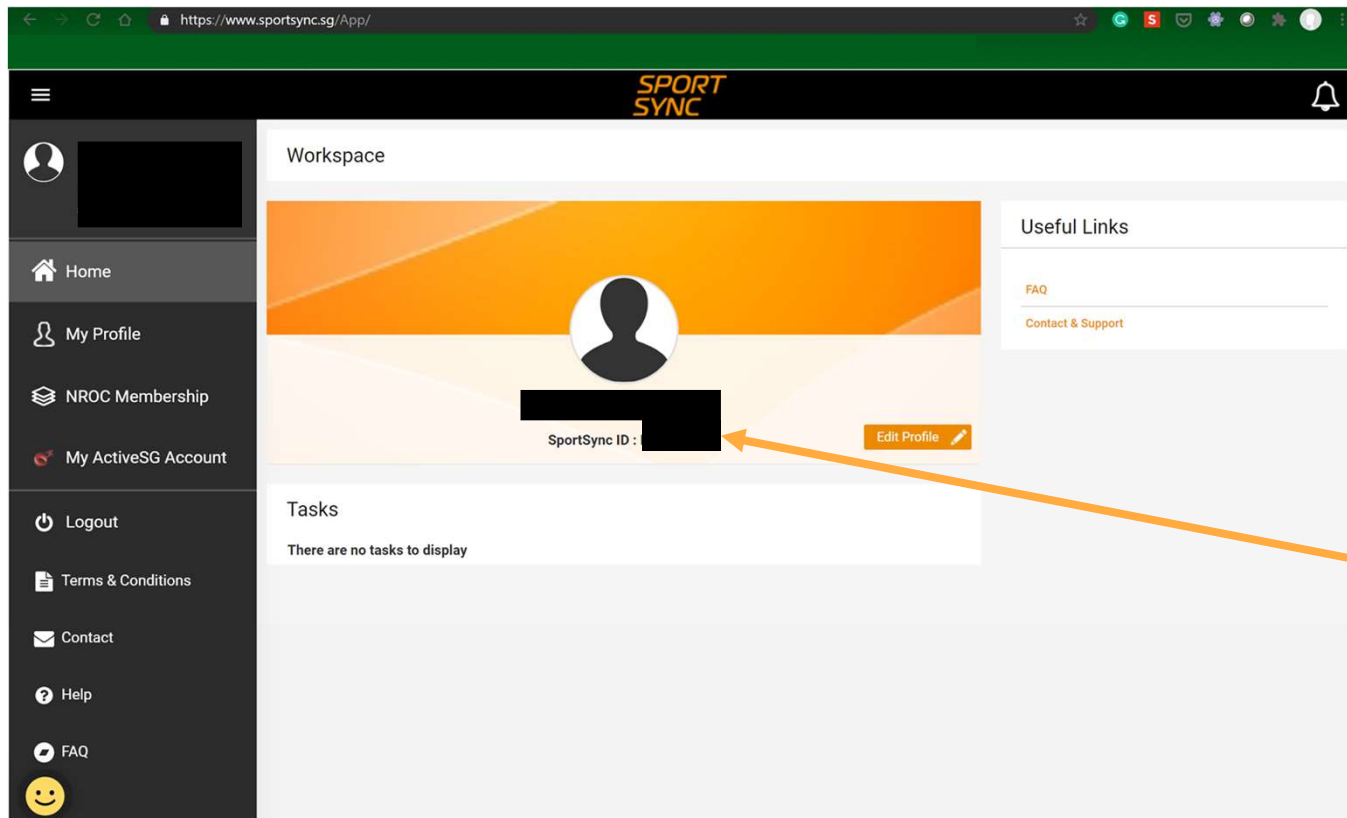
© 2016 Singapore Sports Council

Best viewed in IE 9 and above, latest 2 versions of Mozilla Firefox, Safari and Google Chrome

Enter the OTP that
has been sent to
your locally
registered mobile
number.



Read through and
accept the 'terms of
conditions and use'.



Once signed in,
Screenshot and
save your Sportsync
ID number.

You will require your
Sportsync ID for
course registration.

Click on **SportSG-ED** on the main menu.

Follow the instructions on the screen to activate your account for your first-time login to the **SportSG-ED** portal.

The screenshot shows the SportSG-ED portal interface. On the left is a dark sidebar menu with icons and labels: Home, My Profile, NROC Membership, SportSG-ED (highlighted), My ActiveSG Account, Logout, and Terms & Conditions. The top header is black with 'SPORT SYNC' in orange. Below the header, a breadcrumb trail reads '< Home | SportSG-ED'. The main content area displays three numbered steps for account activation. Step 1 instructs the user to click a link to login for a registered user, with the link 'sportsg-ed.csod.com' highlighted in orange. A note below states that for first-time users, activation may take up to 24 hours. Step 2 instructs the user to login with their unique username and password. It shows a yellow box with 'lxxxxx' and a 'Copy' icon, and a password field with dots and a 'show password' eye icon. A note below states that the password is only for the first-time login. Step 3 states that the user will be prompted to change their password upon first successful login. To the right of the steps are two orange callout boxes. The first box says 'Click this link to activate your SportSG-ED account for the first time. Wait 1 minute before moving onto Step 2'. The second box says '‘Copy’ and ‘paste’ both your user ID and this password when logging in, to prevent any errors' and '*Click the [eye icon] to show password'.

SPORT SYNC

< Home | SportSG-ED

- 1 Click the link below to login for registered user:
sportsg-ed.csod.com
Note : For 1st time user, the account may take up to 24 hours for activation.
- 2 Login with your unique username and password
lxxxxx Copy
.....
Please note : the password is only for your first time login
- 3 You will be prompted to change your password upon first succesful login

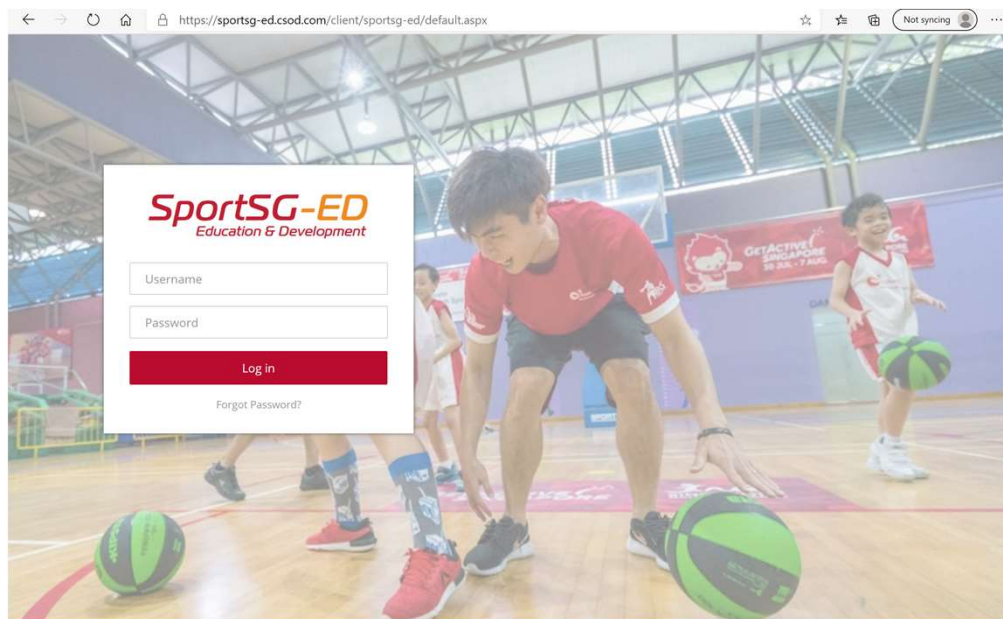
Click this link to activate your SportSG-ED account for the first time.
Wait 1 minute before moving onto Step 2

‘Copy’ and ‘paste’ both your user ID and this password when logging in, to prevent any errors
*Click the to show password

Sign into **SportSG-ED** with the unique user ID and password provided to you in Sportsync.

You will be prompted to reset your password when you are logging in for the first time.

Use this new password for subsequent logins to [SportSG-ED](https://sportsg-ed.csod.com/client/sportsg-ed/default.aspx)



Change password

Your password has expired. Please change your password.

The new password must match the following criteria:

- * Passwords must contain both uppercase and lowercase letters.
- * Passwords must contain both alphabetic and numeric characters.
- * Passwords cannot be the same as any of the previous 3 passwords.
- * Passwords must be 12 - 20 characters.
- * Passwords cannot have leading or trailing spaces.
- * Passwords cannot be the same as the Username, User ID or e-mail address.
- * Passwords must contain at least one special character.


Change your password

Current password

New password

Confirm password

Users **with** ActiveSG Account



Go to
www.sportsync.sg

If you have an
existing ActiveSG
account, sign in via
ActiveSG or
Singpass.



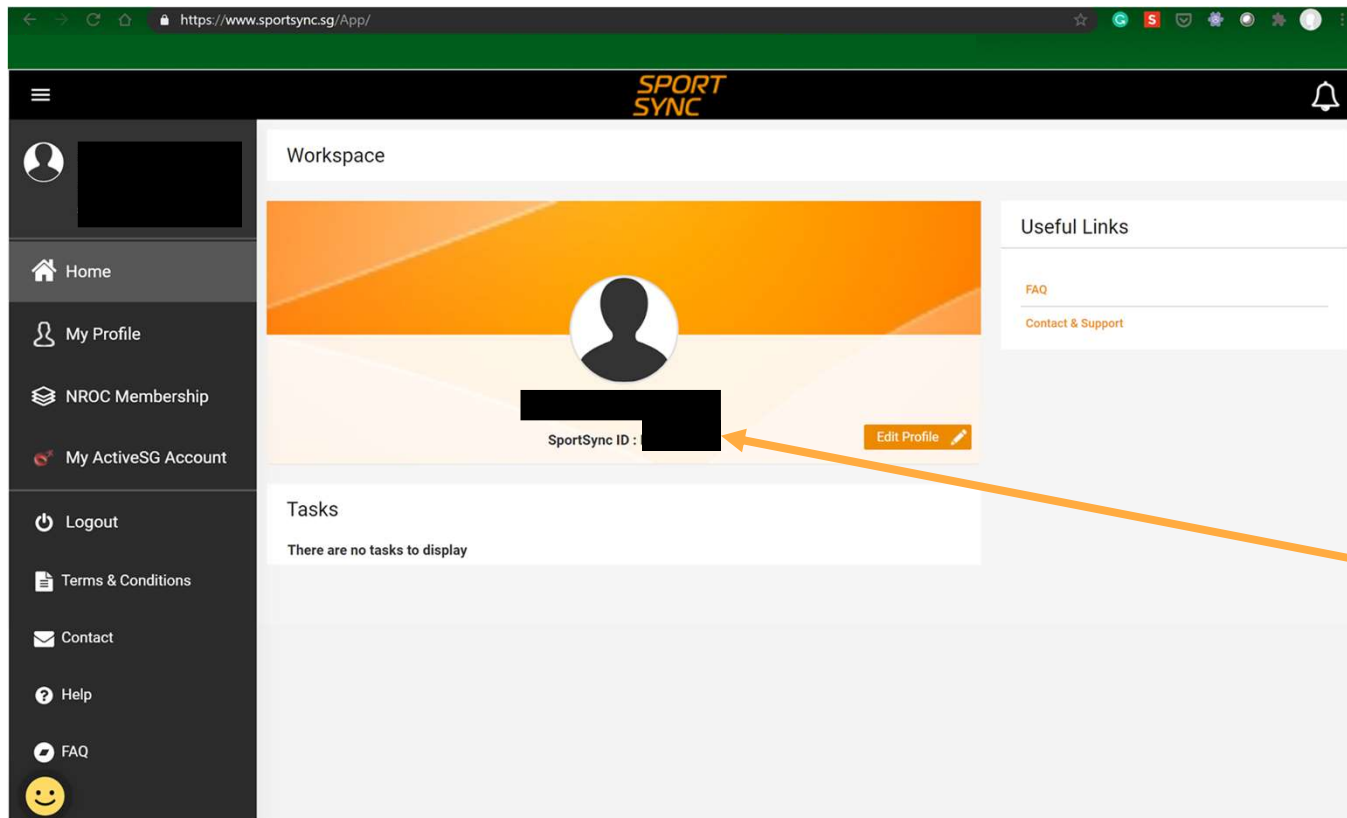
EXISTING USER

Mobile / Email / NRIC *

Password *

LOGIN

For ActiveSG
login, key in
your account
details to login
to Sportsync.



Once signed in,
Screenshot and
save your Sportsync
ID number.

You will require your
Sportsync ID for
course registration.

Click on **SportSG-ED** on the main menu.

Follow the instructions on the screen to activate your account for your first-time login to the **SportSG-ED** portal.

The screenshot shows the SportSG-ED portal interface. On the left is a dark sidebar menu with icons and labels: Home, My Profile, NROC Membership, SportSG-ED (highlighted), My ActiveSG Account, Logout, and Terms & Conditions. The top header is black with the 'SPORT SYNC' logo in orange. The main content area has a breadcrumb trail '< Home | SportSG-ED' and displays three numbered steps for account activation. Step 1 instructs the user to click a link to login for a registered user, with the link 'sportsg-ed.csod.com' highlighted in orange. A note below states that for first-time users, activation may take up to 24 hours. Step 2 instructs the user to login with their unique username and password. It shows a yellow box with 'lxxxxx' and a 'Copy' button, and a password field with dots and an eye icon to toggle visibility. A note specifies that the password is only for the first-time login. Step 3 states that the user will be prompted to change their password upon a successful login. To the right of the steps are two orange callout boxes. The first box points to the link in Step 1 and says to wait 1 minute before moving to Step 2. The second box points to the username and password fields in Step 2 and instructs the user to copy and paste both their user ID and password to prevent errors, and to click the eye icon to show the password.

SPORT SYNC

< Home | SportSG-ED

- 1 Click the link below to login for registered user:
sportsg-ed.csod.com
Note : For 1st time user, the account may take up to 24 hours for activation.
- 2 Login with your unique username and password
lxxxxx Copy
.....
Please note : the password is only for your first time login
- 3 You will be prompted to change your password upon first succesful login

Click this link to activate your SportSG-ED account for the first time.

Wait 1 minute before moving onto Step 2

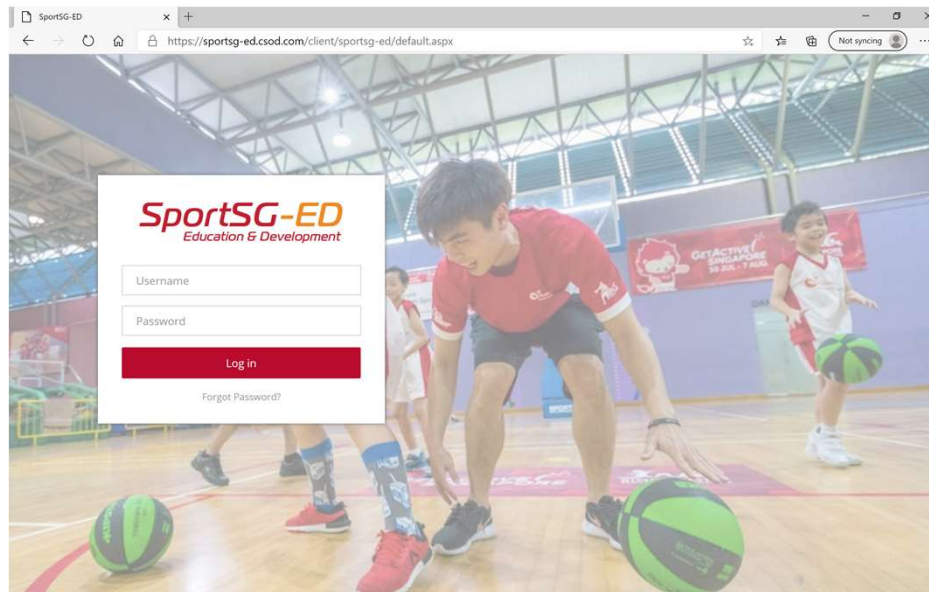
'Copy' and 'paste' both your user ID and this password when logging in, to prevent any errors

*Click the to show password

Sign into **SportSG-ED** with the unique user ID and password provided to you in Sportsync.

You will be prompted to reset your password when you are logging in for the first time.

Use this new password for subsequent logins to [SportSG-ED](https://sportsg-ed.csod.com/client/sportsg-ed/default.aspx)



Change password

Your password has expired. Please change your password.

The new password must match the following criteria:

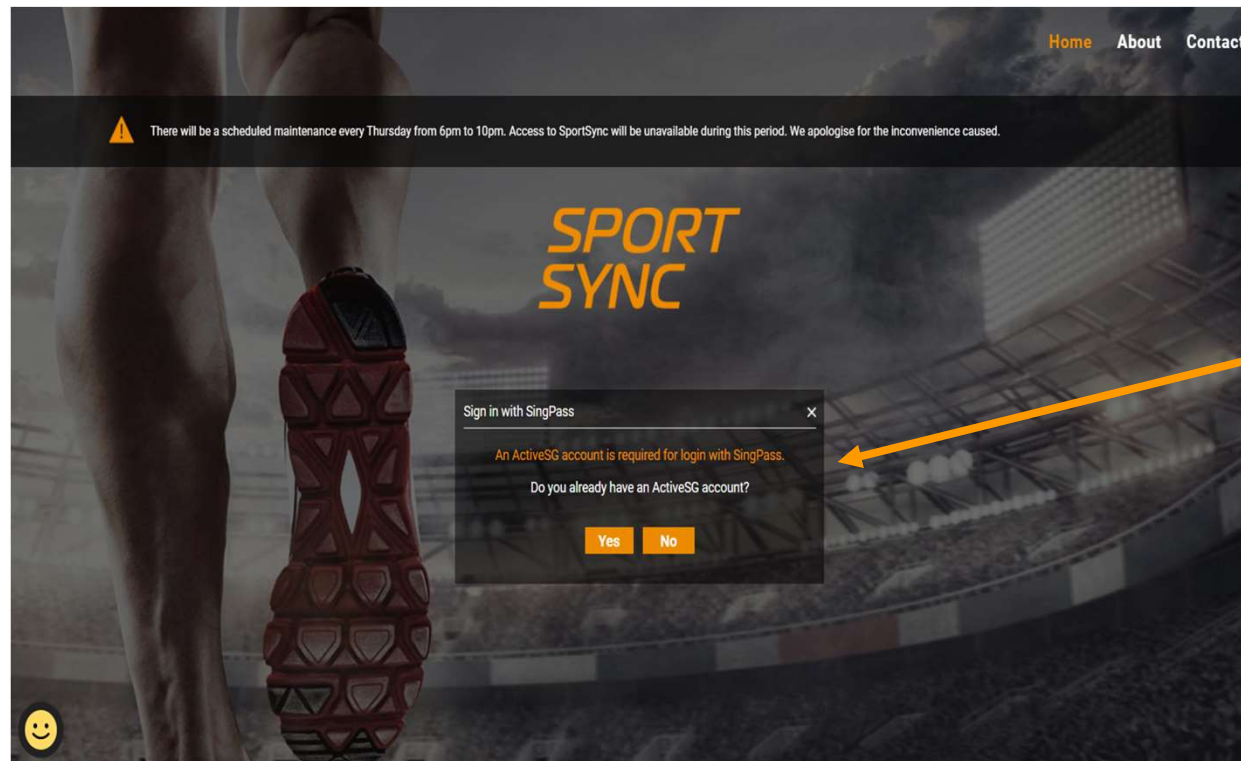
- * Passwords must contain both uppercase and lowercase letters.
- * Passwords must contain both alphabetic and numeric characters.
- * Passwords cannot be the same as any of the previous 3 passwords.
- * Passwords must be 12 - 20 characters.
- * Passwords cannot have leading or trailing spaces.
- * Passwords cannot be the same as the Username, User ID or e-mail address.
- * Passwords must contain at least one special character.

Change your password

Current password

New password

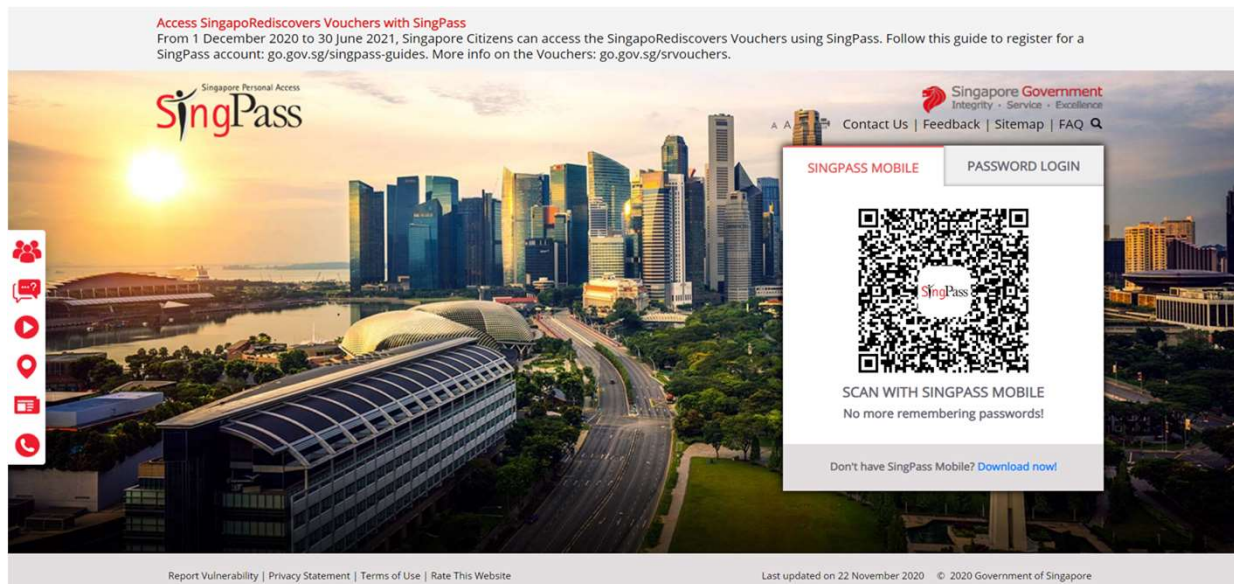
Confirm password



For Singpass Login

This screen will appear.

Click 'yes' to continue



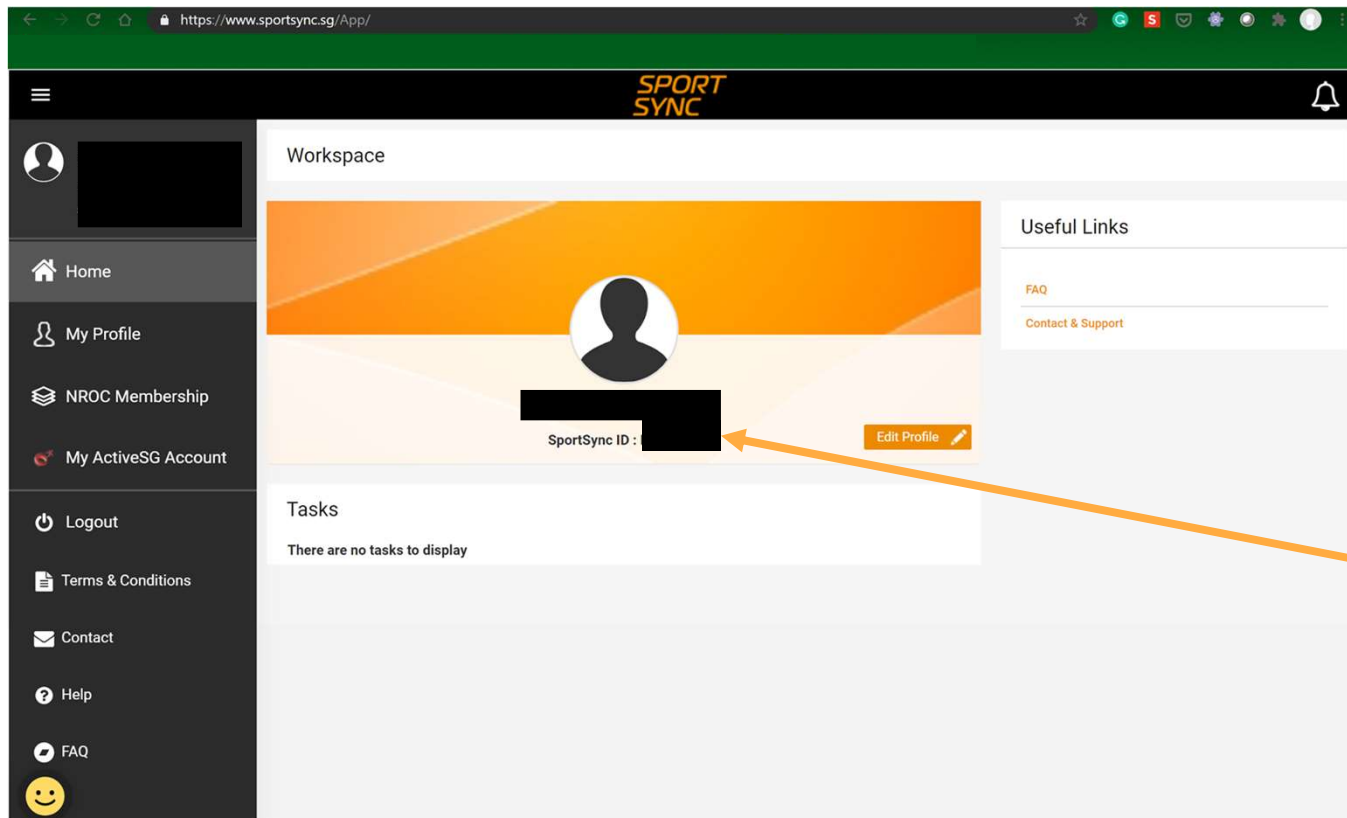
You can select either options ('Singpass Mobile' or 'Password Login') to log into Sportsync with your Singpass

Singpass Mobile option: Open your Singpass Mobile app and scan the QR code

You will be prompted to confirm your site entry.

Select 'yes'.

The image shows the SingPass Mobile login confirmation screen. At the top, it says 'SingPass Mobile'. Below this, it asks 'Are you logging in to:'. There is an illustration of a smartphone and a server icon connected by a lock symbol. Below the illustration, it says 'SPORTSG MEMBERSHIP MANAGEMENT SYSTEM'. A warning message states: 'Beware of phishing! Ensure that you were redirected from the following URL'. The URL is 'saml.singpass.gov.sg'. There are input fields for 'Date' and 'Time'. At the bottom, there are two buttons: 'No' and 'Yes'.



Once signed in,
Screenshot and
save your Sportsync
ID number.

You will require your
Sportsync ID for
course registration.

Click on **SportSG-ED** on the main menu.

Follow the instructions on the screen to activate your account for your first-time login to the **SportSG-ED** portal.

The screenshot shows the SportSG-ED portal interface. On the left is a dark sidebar menu with icons and labels: Home, My Profile, NROC Membership, SportSG-ED (highlighted), My ActiveSG Account, Logout, and Terms & Conditions. The top header is black with the 'SPORT SYNC' logo in orange. The main content area has a breadcrumb trail '< Home | SportSG-ED' and displays three numbered steps for account activation. Step 1 instructs the user to click a link to login for a registered user, with the link 'sportsg-ed.csod.com' highlighted in orange. A note below states that for first-time users, activation may take up to 24 hours. Step 2 instructs the user to login with their unique username and password. It shows a yellow box with 'lxxxxx' and a 'Copy' button, and a password field with dots and an eye icon to toggle visibility. A note specifies that the password is only for the first-time login. Step 3 states that the user will be prompted to change their password upon a successful login. To the right of the steps are two orange callout boxes. The first box points to the link in Step 1 and says to wait 1 minute before moving to Step 2. The second box points to the username and password fields in Step 2 and instructs the user to copy and paste both their user ID and password to prevent errors, and to click the eye icon to show the password.

SPORT SYNC

< Home | SportSG-ED

- 1 Click the link below to login for registered user:
sportsg-ed.csod.com
Note : For 1st time user, the account may take up to 24 hours for activation.
- 2 Login with your unique username and password
lxxxxx Copy
.....
Please note : the password is only for your first time login
- 3 You will be prompted to change your password upon first succesful login

Click this link to activate your SportSG-ED account for the first time.

Wait 1 minute before moving onto Step 2

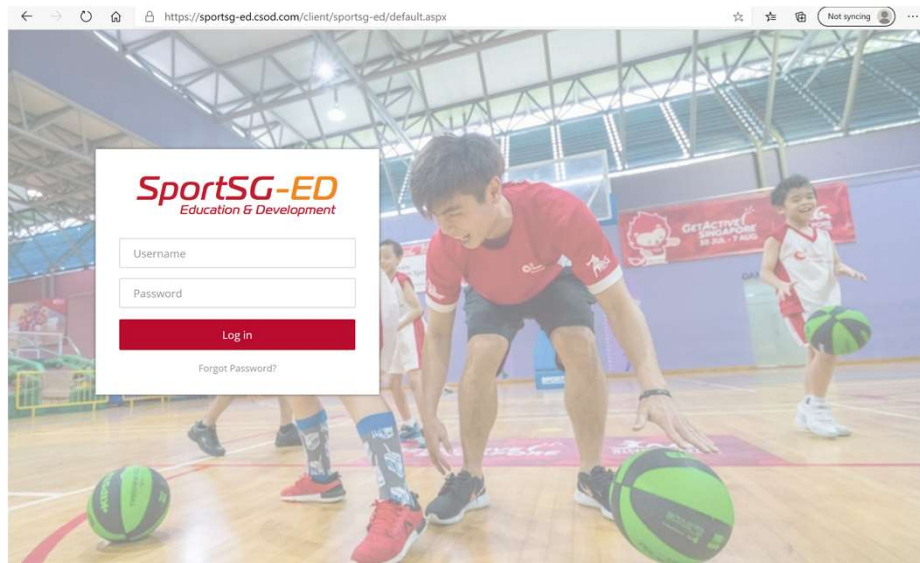
'Copy' and 'paste' both your user ID and this password when logging in, to prevent any errors

*Click the to show password

Sign into **SportSG-ED** with the unique user ID and password provided to you in Sportsync.

You will be prompted to reset your password when you are logging in for the first time.

Use this new password for subsequent logins to [SportSG-ED](https://sportsg-ed.csod.com/client/sportsg-ed/default.aspx)



Change password

Your password has expired. Please change your password.

The new password must match the following criteria:

- * Passwords must contain both uppercase and lowercase letters.
- * Passwords must contain both alphabetic and numeric characters.
- * Passwords cannot be the same as any of the previous 3 passwords.
- * Passwords must be 12 - 20 characters.
- * Passwords cannot have leading or trailing spaces.
- * Passwords cannot be the same as the Username, User ID or e-mail address.
- * Passwords must contain at least one special character.

Change your password

Current password

New password

Confirm password